

The background is a solid green color with faint, stylized white line art. On the left, there is a profile of a moose's head. In the center-right, there is a windmill. At the bottom left, there is a building with arched windows. The text "CITY OF KOOTENAI" is centered in white, with "CITY OF" in a smaller font and "KOOTENAI" in a larger, bold font.

CITY OF KOOTENAI

City of Kootenai / Guidelines



The logo of the city of Kootenai embodies the unique identity of the region, combining its natural, cultural, and historical aspects. It is designed in a modern minimalist style, with elements symbolizing the key features of the city and its heritage. This logo integrates visual elements that are easily recognizable and create a strong association with the city of Kootenai. The minimalist design and clean lines make it adaptable for various formats and media, from printed materials to digital platforms.

Logo / Primary

City of Kootenai / Guidelines

The logo reflects the richness of nature, the cultural legacy of Indigenous peoples, and the city's connection to infrastructure development. Each element represents important aspects of the city's life and surroundings:

Moose — Representing the abundant wildlife and the city's bond with nature..

Sun — A beacon of prosperity, energy, and new beginnings for the growing community.

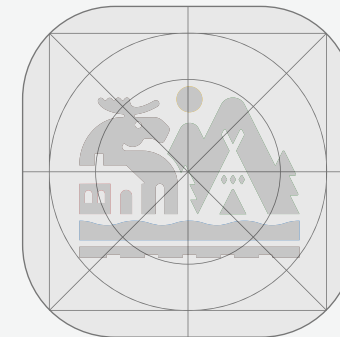


Mountains and trees — Highlighting the towering landscapes and dense forests that define the region's natural beauty.

Houses — Reflecting a strong, connected community built on a solid foundation.

Teepee — Honoring the Indigenous cultures and historical heritage that shape Kootenai's identity.

Water — Symbolizing the lakes and rivers that sustain life and recreation in the area.

Railroad tracks — A reminder of Kootenai's economic roots and historic ties to rail transport.



Logo / Symbol

City of Kootenai / Guidelines



<div>BROWN</div> <div>HEX: #5D4037</div> <div>RGB: 93, 64, 55</div> <div>CMYC: 0, 31, 41, 64</div> <div>PANTONE 476 C</div>	<div>BLUE</div>	<div>GREEN</div>	<div>YELLOW</div>	<div>RED</div>
<div>HEX: #5D4037</div> <div>RGB: 125, 102, 95</div> <div>CMYC: 0, 18, 24, 51</div> <div>PANTONE 7531 C</div>	<div>HEX: #1976D2</div> <div>RGB: 25, 118, 210</div> <div>CMYC: 88, 44, 0, 18</div> <div>PANTONE 293 C</div>	<div>HEX: #388E3C</div> <div>RGB: 56, 142, 60</div> <div>CMYC: 61, 0, 58, 44</div> <div>PANTONE 348 C</div>	<div>HEX: #FFC107</div> <div>RGB: 255, 193, 7</div> <div>CMYC: 0, 24, 97, 0</div> <div>PANTONE 137 C</div>	<div>HEX: #D35050</div> <div>RGB: 211, 80, 80</div> <div>CMYC: 0, 62, 62, 17</div> <div>PANTONE 7618 C</div>

Logo / Color



Clear space






City of Kootenai / Guidelines



Logo / Appearance on different background colours

City of Kootenai / Guidelines



Do not alter the logo's colors.
Use only the approved color palette.



Do not distort the proportions of the logo.
Always maintain its original aspect ratio.




Do not replace fonts. The typography
of the logo must remain unchanged.



Do not add an outline to the logo. Outlines
or any additional lines disrupt the original design.



Do not add effects. Shadows, gradients,
gloss, or textures are not allowed.



Do not place the logo on unsuitable backgrounds. The
background must not interfere with the visibility of
the logo. Use approved backgrounds or ensure
sufficient contrast.

Logo / How Not to Use the Logo

MEDIUM
CITY OF
BLACK
KOOTENAI
EST.1910 MEDIUM

Avenir

The Avenir font was chosen for its modern and versatile character, which perfectly aligns with the spirit of the City of Kootenai. Its clean lines and balanced proportions reflect the harmony between nature and architecture embodied in the logo.

*It is important to note that Avenir is used exclusively for headings. This ensures that key information stands out while maintaining visual consistency. For body text use the **Inter** font

City of Kootenai / Guidelines



Logo / Preview